

1

Screw on bolts as shown in the picture, and tighten bolts with approximately 30% of required torque.

2

Screw on bolts as shown in the picture, and tighten bolts with approximately 30% of required torque.



3


4

5

6

| HARDWARE LIST | CODE | PARTS | QTY. |
|---------------|------|-------|------|
| | 1 | BACK | 1 |
| | 2 | SEAT | 1 |
| | 3 | ARM | 2 |

| HARDWARE LIST | CODE | PARTS | QTY. |
|---------------|------|---|------|
| | A | M8x45MM  | 9 |
| | B | ALLEN KEY  | 1 |
| | | | |

 **Note:**
Do not tighten the screws at one time. Tighten each screw to half the depth, and then tighten one by one after fixing the position